

**Due to the construction of a railroad
switch to a new train depot**

Some Sections

Of the **Monorail**

**(Between Naha Airport Station and Makishi
Station)**

**Will be suspended
all day**

**The 1st train on June 29 (Sat)
to the last train on June 30 (Sun)**

Contingency date : 1st train on July 6 (Sat) to the last train on July 7 (Sun)

Some Sections of the Monorail Will Be Suspended

From the 1st train on

Sat

June 29

To the last train on

Sun

30

Contingency dates

From the 1st train on July 6 (Sat) to the last train on July 7 (Sun), 2024

● Due to the construction of a railroad switch to a new train depot, the monorail from Naha Airport Station to Makishi Station will be suspended all day Saturday, June 29 and Sunday, June 30, 2024.

● During the construction, the monorail will still run between Makishi Station and Tedako-Uranishi Station approximately every 12 minutes. A bus shuttle will run between Naha Airport Station and Makishi Station approximately every 12 minutes.

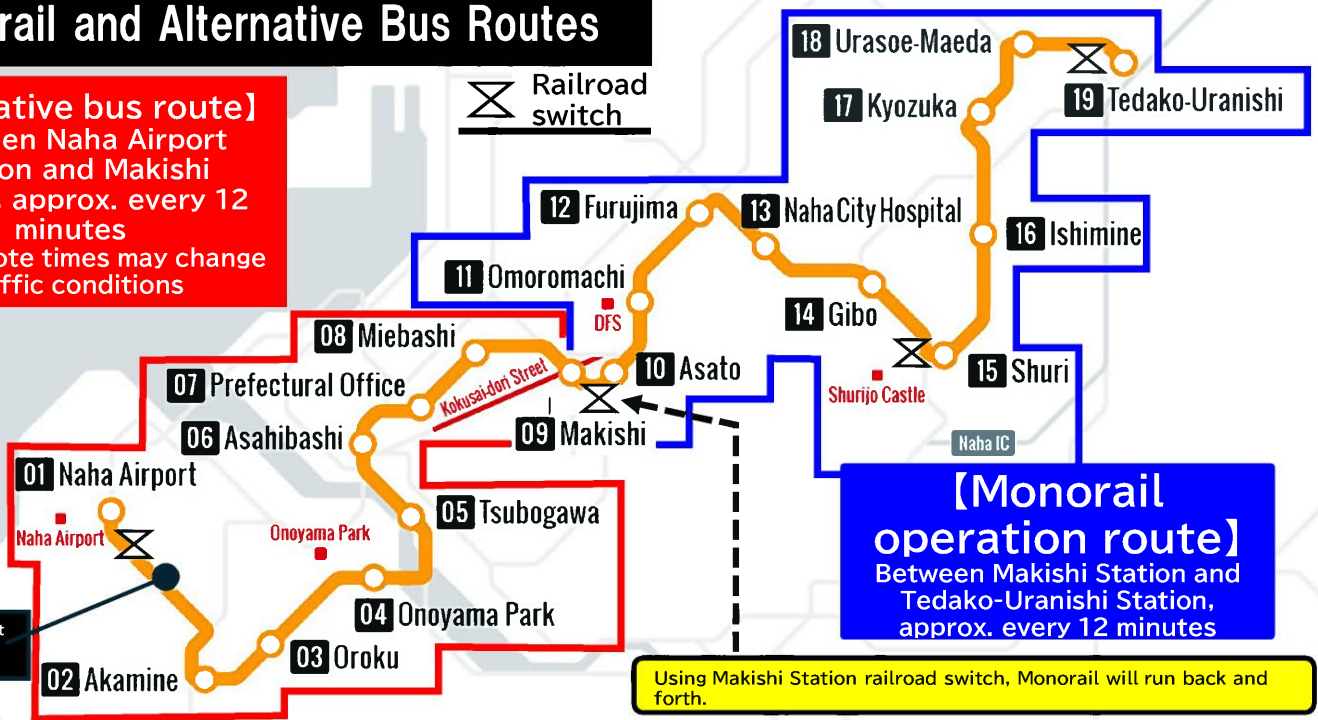
1*) Depending on the progress of construction, monorail operations may resume early.
2*) If the construction cannot be conducted due to weather conditions or for other reasons we will postpone the construction to Saturday, July 6 and Sunday July 7, 2024.

Monorail and Alternative Bus Routes

[Alternative bus route]

Between Naha Airport Station and Makishi Station, approx. every 12 minutes
*Please note times may change due to traffic conditions

Railroad switch



[Monorail operation route]

Between Makishi Station and Tedako-Uranishi Station, approx. every 12 minutes

Using Makishi Station railroad switch, Monorail will run back and forth.

We apologize for the inconvenience and appreciate your understanding and cooperation. Although alternative bus services will be available approximately every 12 minutes during the construction, there may be long wait times as a bus's maximum capacity is limited. Therefore, please kindly consider using other forms of transportation.

[Contact] General Affairs Div. TEL 098-859-2630 (weekdays 9:00~17:00)
* Only on Saturday, June 29 and Sunday, June 30 Prefectural Office Station TEL 098-865-5507 (5:30~24:00)



Operation route and information for the bus shuttle operating on June 29 (Sat) and June 30 (Sun)

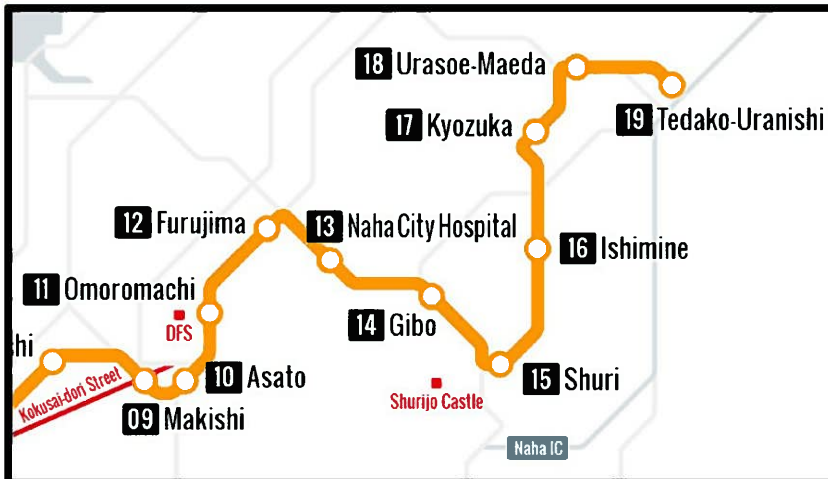


How to use the bus within the alternative bus services operation route

- Please purchase a ticket to your destination station (all stations subject) at each station in advance. However, Passengers who have a valid commuter pass, one-day pass, etc. for the section to be used do not need to purchase a ticket.
- Passengers who have an IC card, we sincerely apologize for the inconvenience but please purchase a ticket by cash at each station.
- When you use the bus shuttle, please present a pre-purchased ticket (or a commuter pass, one-day ticket, etc.) to the driver and get on the bus. When you get off the bus, please get off the bus at your destination (runs until Makishi Station). You can take the used ticket with you or hand it to station staff.
- Passengers who transfer to the Monorail from Makishi Station, will need to present their ticket to station staff to get on the monorail.

- ① Operation route: between Naha Airport Station and Makishi Station
 - ② Frequency: approx. every 12 minutes
- * Depending on the traffic condition, the bus may take longer than estimated. Please kindly consider using other forms of transportation during construction.
- ③ Bus stops for the bus shuttle is set up near each station. Please follow the station staff's directions on the day.

Operation route and information for the monorail route on June 29 (Sat) and June 30 (Sun)



How to use monorail within the operation route

- Please purchase a ticket to your destination station (all stations subject) at each station in advance. However, Passengers who have a valid commuter pass, one-day pass, etc. for the section to be used do not need to purchase a ticket.
- Passengers who have an IC card, we sincerely apologize for the inconvenience, but please purchase a ticket with cash at the station. However, for those who use only the section between Makishi Station and Tedako-Uranishi Station, you can take the monorail using an IC card.
- If you use the bus shuttle from Makishi Station, please present your ticket (or a commuter pass or one-day pass, etc.) to station staff and then show the ticket to the alternative bus driver and get on the bus. You can take the used ticket with you after getting off the bus.

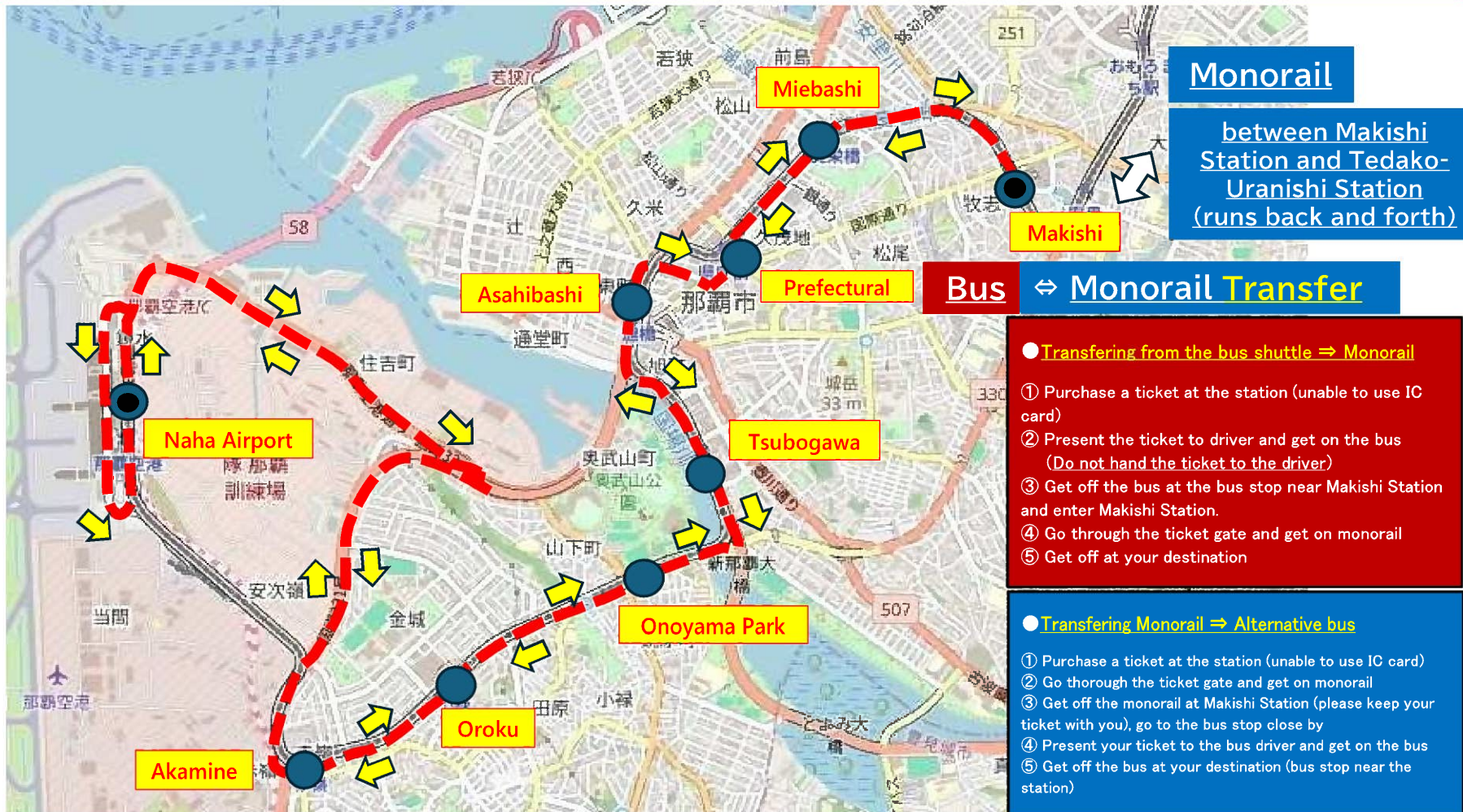
- ① Operation route: between Makishi Station and Tedako-Uranishi Station
- ② Frequency: approx. every 12 minutes

* Passengers who use the monorail between Makishi Station and Tedako-Uranishi Station, but want to get off the monorail somewhere between Naha Airport Station and Miebashi Station will need to transfer to the bus shuttle. Please allow enough time for your trip.

Passengers who use the monorail between Makishi Station and Tedako-Uranishi Station, but want to get off the monorail somewhere between Naha Airport Station and Miebashi Station will need to transfer to the bus shuttle. Please allow enough time for your trip.

Bus Shuttle (route map)

Sat, June 29 and Sun, June 30, 2024 (2 days)
 Bus runs between Naha Airport Station ⇔ Makishi Station
 Station ∙ ∙ Transfer at Makishi Station for Monorail
 5:40~24:00 (approx. every 12 minutes)



Monorail

between Makishi Station and Tedako-Uranishi Station (runs back and forth)

Bus ⇔ **Monorail Transfer**

- **Transferring from the bus shuttle ⇒ Monorail**
 - ① Purchase a ticket at the station (unable to use IC card)
 - ② Present the ticket to driver and get on the bus (Do not hand the ticket to the driver)
 - ③ Get off the bus at the bus stop near Makishi Station and enter Makishi Station.
 - ④ Go through the ticket gate and get on monorail
 - ⑤ Get off at your destination

- **Transferring Monorail ⇒ Alternative bus**
 - ① Purchase a ticket at the station (unable to use IC card)
 - ② Go through the ticket gate and get on monorail
 - ③ Get off the monorail at Makishi Station (please keep your ticket with you), go to the bus stop close by
 - ④ Present your ticket to the bus driver and get on the bus
 - ⑤ Get off the bus at your destination (bus stop near the station)

©OpenStreetMap contributors
www.openstreetmap.org/copyright

Passengers who have a valid commuter pass, one-day pass, etc. for the section to be used do not need to purchase a ticket.